



Safety in Sydney's major road tunnels

A guide for motorists

→ For further enquiries:

 www.rta.nsw.gov.au

 13 22 13

Roads and Traffic Authority

December 06
RTA/Pub. 06.359

Stock No. 45094731








Major tunnel safety features

- Emergency broadcasts through your vehicle's radio and/or a public address system.
- Electronic message boards to deliver important safety messages.
- Identified emergency exits.
- Flashing lights to guide you to emergency exits.
- Emergency phones to connect you with the tunnel control room.
- Fire extinguishers and emergency phones located at least every 60 metres.
- Deluge water sprays or sprinklers for use in a fire.
- Emergency barriers at tunnel entry points to stop vehicles driving into a hazardous situation.
- 24 hour monitoring via Closed Circuit Television (CCTV) cameras and incident response teams on stand-by.

When driving in one of Sydney's major tunnels

- Always leave your radio turned on.
- Take your sunglasses off (unless optical prescription glasses).
- Always check electronic message boards where available.
- Avoid changing lanes.
- Keep a safe distance from the vehicle in front.
- Turn headlights on.

A guide to tunnel signage

-  **Red cross means:** "Lane is closed".
-  **Amber flashing means:** "Proceed with caution".
-  **Green arrow means:** "Lane is open".
-  Obey variable speed limit signs.
-  Emergency exit.
-  Help point.

If your vehicle breaks down or you crash in a tunnel

- If possible drive out of the tunnel. If not possible, pull over to a breakdown bay or the side of the lane.
- Stay in your vehicle unless otherwise advised.
- Switch on your hazard lights.
- Wait for help to arrive.
- You will be monitored by cameras and assistance will be sent to tow your vehicle.
- If you need to call for help, it is preferred that you use the emergency phones as they will automatically identify your precise location within the tunnel. The tunnel control room will contact emergency services if necessary.
- If you suspect your vehicle is malfunctioning do not enter the tunnel.

! CAUTION – before you get out of your vehicle, check for approaching traffic.

Do you need to close your vehicle's windows while travelling in a tunnel?

Sydney's tunnels are required to meet air quality standards set to protect public health.

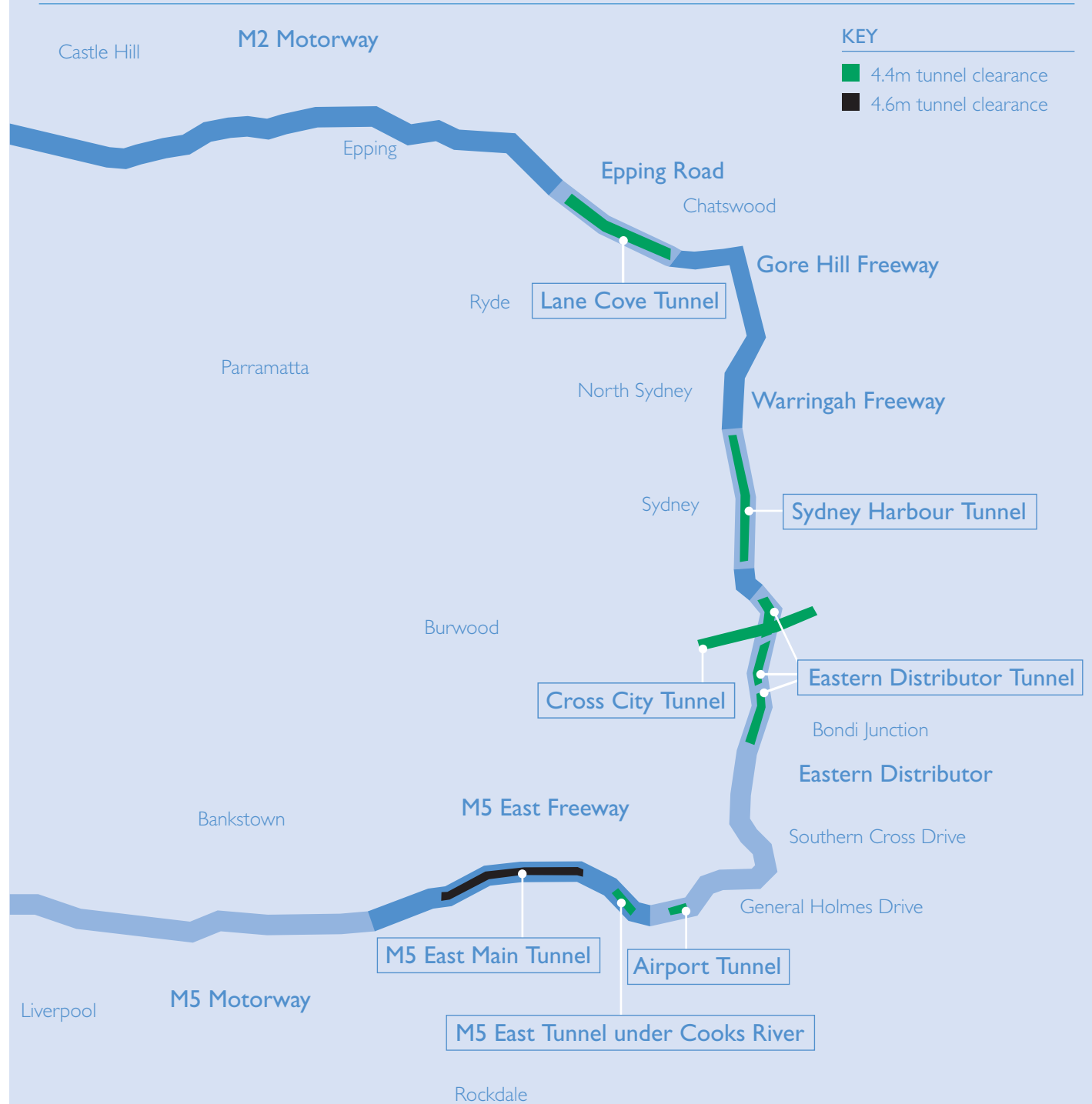
However, NSW Health advises that closing your windows and switching your vehicle ventilation to re-circulate will further reduce your exposure to vehicle emissions. These benefits can be achieved whether or not your air conditioning system is in use.

Do you have asthma?

Some people with asthma are particularly sensitive to air pollution. To reduce exposure to vehicle emissions in peak periods, close your windows and switch your vehicle ventilation to re-circulate.

If you would like more information on the effects of air pollution on asthma, contact NSW Health on 02 9816 0234 or the Asthma Foundation of NSW on 1800 645 130.

Sydney's major road tunnels



If your vehicle catches fire in a tunnel

- If possible, drive out of the tunnel. If not possible stop your vehicle, preferably in a breakdown bay, or pull over to the side of the lane and turn off the engine.
- Locate the nearest available fire extinguisher and try to put the fire out.
- ❗ **CAUTION** – before you get out of your vehicle, check for approaching traffic.

If you cannot extinguish the fire

- Use an emergency phone located on the wall of the tunnel to contact the tunnel control room.
- Follow instructions given to you or if in doubt leave via the nearest available emergency exit or tunnel exit.
- If you need assistance, put your hazard lights on and ask for assistance from others.

Note: A water deluge system may operate in the event of a fire and you may get wet.

- ❗ **CAUTION** – do not drive through an operating water deluge.

If you see smoke coming from a tunnel or you are warned of a fire in a tunnel

- **Do not enter.** Stop outside the tunnel.
- Wait for instructions from tunnel personnel, emergency services or the RTA.

If you see a fire or smoke in a tunnel

- Turn on your radio.
- Follow any instructions provided via the radio, electronic message boards, tunnel personnel, emergency services or the RTA.

If instructed to evacuate:

- Stop vehicle and turn engine off.
- Move **away** from any smoke or fire and leave via the nearest available emergency exit or tunnel exit.
- If instructed to evacuate the tunnel and you need assistance, put your hazard lights on and ask for assistance from others.
- ❗ **Do not stay in your vehicle once instructed to evacuate.**
- ❗ **CAUTION** – emergency exit door may lead to an area of moving traffic.



What if you are caught in traffic?

- Turn on your radio – emergency broadcasts may be transmitted and will cut into your normal station.
- If instructed, turn off your engine. Idling for extended periods produces higher levels of pollutants.
- Vehicle emission levels are monitored continuously in Sydney's major tunnels, and tunnel operators ventilate the tunnel to air quality standards.

Over height vehicles: tunnel height limits

Sydney's major tunnels are 4.4 metres in height except the M5 East Main Tunnel which is 4.6 metres.

Dangerous goods vehicles

Dangerous goods vehicles are prohibited from travelling in Sydney's tunnels.

Please read the information in this brochure carefully and leave it in your vehicle for future reference.

To check traffic conditions call
132 701 (24 hours)

To report traffic incidents call
131 700 (24 hours)